


**ASIAN VEHICLES  
TUNE UP PARTS  
CATALOG**



**COLLECTOR'S AUTO  
SUPPLY**

**PHONE: 1-250-767-1974**

**FAX: 1-250-767-3340**

**PEACHLAND B.C. CANADA**

**OROVILLE WASHINGTON**

**U.S.A.**

## COLLECTOR'S AUTO SUPPLY TUNE-UP PARTS

YOU MUST MAKE CERTAIN YOU ARE USING THE CORRECT CATALOG. FOR EXAMPLE YOU MUST USE THE AUTOLITE CATALOG IF YOUR VEHICLE USES AN AUTOLITE IGNITION SYSTEM OR THE DELCO REMY CATALOG IF THE VEHICLE HAS A DELCO REMY IGNITION SYSTEM.

THESE CATALOGS ARE AVAILABLE FREE BY REQUEST:

1. ASIAN IGNITION SYSTEMS TO EARLY 1960'S.
2. AUTOLITE IGNITION SYSTEMS TO MID 1920'S.
3. BOSCH IGNITION SYSTEMS TO MID 1950'S.
4. DELCO REMY IGNITION SYSTEMS TO MID 1920'S.
5. DUCELLIER IGNITION SYSTEMS TO MID 1950'S.
6. FORD INCLUDING HOLLEY IGNITION SYSTEMS TO 1909.
7. LUCAS IGNITION SYSTEMS TO MID 1930'S.
8. MARELLI IGNITION SYSTEMS TO 1950'S.
9. NORTHEAST & AMERICAN BOSCH DISTRIBUTOR CAPS TO 1920.
10. SEV IGNITION SYSTEMS TO MID 1930'S.
11. MAGNETO AND SMALL ENGINE TUNE-UP PARTS.
12. GENERAL

Most items are in stock. Spark plugs for all vehicles are also available.

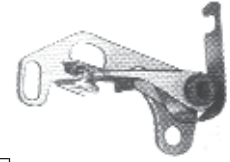
These items are manufactured by a variety of reputable tune up part suppliers and not necessarily by the original equipment manufacturer.

Prices are in U.S. \$.

Dealers are invited to enquire about wholesale pricing.

# ELECTRICAL - IGNITION

## DISTRIBUTOR POINTS - ASIAN SYSTEMS



DATSUN 1960-1964 4 cyl. 310,311 & 312

#CS352 (WA-164) \$12.00



DATSUN 1963-1964 Blue Bird, SPL 310, Fair Lady, L 320

#CS350Z \$20.00

DATSUN 1963-1974 4 cyl. 1963-1964 311 Fairlady, 1963-1964 1300cc 410 411 Bluebird

DATSUN 1970-1973 6 cyl. 240Z with man. trans

DODGE COLT 1971-1972 4 Cyl


HONDA 1973-1974 4 cyl.

HYUNDAI 1984-1986

LUV 1974 truck

MAZDA 1968-1974 1200, 1500, B1800, 808, 616, 618 and pick-up (check illustration)

SUBARU 1966-1974



#CS351 (WA-110) \$12.00

DATSUN 1969-1973 4 cyl. with dual contacts

DATSUN 1970-1973 6 cyl. 240Z with auto trans.

LUV 1972-1973 truck



#CS355 (WA-112) \$12.00

DODGE COLT 1973 4 Cyl



#CS358 (WA-143) \$12.00

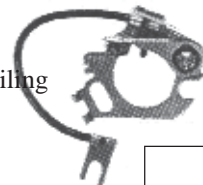
DODGE COLT 1974 4 Cyl

MAZDA 1972-1974 1200, 1974 808 with M.T., 1972 616



#CS359 (WA-140) \$12.00

MAZDA 1971-1973 Rotary 1971 R100, 1971 RX2, 1972-1973 RX2-RX3 trailing distributor with A.T.



#CS360 (WA-103) \$12.00

MAZDA 1972-1973 Rotary 1072 R100, 1972-1973 RX2-RX3 with M.T., 1972-1973 RX2-RX3 trailing distributor with A.T.



#CS362 (WA-142) \$15.00


MAZDA 1972-1974 1200, 1973-1974 808 with A.T., 1972 616



#CS363 (WA-145) \$12.00

# ELECTRICAL IGNITION, CHARGING, STARTING, LIGHTING, ETC.

MAZDA 1974 Rotary



#CS367 (WA-160) \$12.00

TOYOTA 1965-1971 Pickup  
 TOYOTA 1965-1970 Corona  
 TOYOTA 1966-1971 4 cyl Crown  
 TOYOTA 1965-1974 Land Cruiser  
 TOYOTA 1964-1969 Stout  
 TOYOTA 1968-1970 4 cyl. Mark II  
 TOYOTA 1971 Celica and Supra except with transmission control switch



#CS353 (WA-108) \$12.00

TOYOTA 1965-1972 6 cyl Crown  
 TOYOTA 1971-1974 Carina, Corolla, Corona, Celica and Supra except 1971 without transmission control switch and except with dual contact  
 TOYOTA 1972-1974 Pickup  
 TOYOTA 1971-1972 4 cyl. Mark II  
 TOYOTA 1972-1974 6 cyl. Mark II



#CS376 (WA-109) \$12.00

TOYOTA 1974 with dual contacts (also requires #CS369)



#CS368 (WA-161) \$12.00

TOYOTA 1974 with dual contacts (also requires #CS368)



#CS369 (WA-162) \$12.00

# ELECTRICAL - IGNITION

## DISTRIBUTOR CONDENSERS - ASIAN SYSTEMS

DATSUN 1960-1973 4 & 6 cyl. (Some also require #EP330 or #EP344)

DODGE 1971-1973 Colt

HONDA 1973-1974 4 cyl.

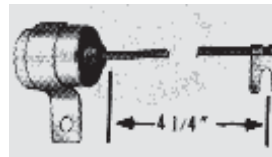
LUV 1972-1974 truck

MAZDA 1964-1971 4 cyl. 1200, 1500, 616 & 618.

MAZDA 1972-1974 4 cyl. pickup with B1600 eng. to chassis 62108

MAZDA 1972-1973 4 cyl. 618 & 1973 1586cc 808 with man. trans. & 1972 Calif. 1586cc 808 with A. Trans.

SUBARU 1966-1974



#EP300 (WA-209) (Ampco JA501 (1@swap) \$10.00

#EP322 (WA-209) (Neihoff AL35A - 1@swap) \$5.00

DATSUN 1970-1974 4 cyl. 610, 620, B210 & 710. (Some also require #EP300) #EP344 (WA-242) \$5.00

DATSUN 1969-1973 4 & 6 cyl. ; 510 with dual contacts; All 1970-1972 520 ( also require #EP300)  
LUV 1972-1973 4 cyl. ( also require #EP300) #EP330 (WA-221) \$4.00

DODGE 1974 4 cyl #EP350 (WA-248) \$6.00

FORD COURIER 1974-1975 4 cyl. pickup #EP351 \$6.00

CHRYSLER 1976-1977 some models #EP367 \$5.00

HONDA 1971-1972 4 cyl. 600 Series #EP380 (WA-216) \$6.00

MAZDA 1964-1974 1964-1971 616 and 618. 1968-1971 1200 and 1500. #EP340 \$6.00

MAZDA 1971-1974 4 cyl. B1800, 1972-1974 1200, 1972 Calif. 1586cc 808 w auto trans., 1973-1974 1586cc  
808 with auto. trans & 1972 1796cc 618 exc. Calif. #EP356 (WA-217) \$3.00

MAZDA 1971-1973 Rotary: 1971 RX2, leading & trailing dist.; 1972-1973 RX2, RX3 leading & trailing dist.  
( 3 req. with Auto. trans + 4 req. with man. trans.), R100 (all, 2 req.) #EP360 (WA-222) \$4.00

MAZDA 1972-1973 Rotary trailing dist. #EP338 (WA-283) \$4.00

MAZDA 1974 Rotary, RX3, RX4 (2 req.) #EP358 (WA-261) \$4.00

MAZDA 1974 Rotary, RX3, RX4 (1 req.) #EP359 (WA-262) \$4.00

MAZDA 1974 4 cyl. 1586cc 808 with man. trans. & pickup with B1600 eng. from chassis 62108 #EP293 (WA-292) \$4.00

TOYOTA 1965-1967 Corona with internal condenser  
TOYOTA 1964-1967 Stout with internal condenser #EP316 (WA-225) \$3.00

TOYOTA 1965-1970 Corona except 1965-1967 with internal condenser

TOYOTA 1965-1971 Crown

TOYOTA 1965-1974 Land Cruiser except 1974 Calif.

TOYOTA 1964-1967 Stout with external condenser

TOYOTA 1965-1971 Pickup

TOYOTA 1968-1970 4 cyl. Mark II

TOYOTA 1971 Celica & Supra without transmission control switch

TOYOTA 1971-1974 Corolla with 1166cc eng.

TOYOTA 1972-1973 6 cyl. Mark II to 2/73

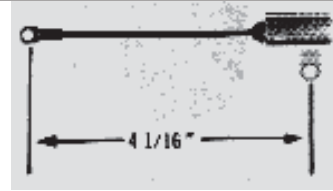


#EP381 (WA-207) \$5.00

TOYOTA 1973-1974 6cyl. Mark II from 2/73 except 1974 Calif.

#EP379 (WA-236) \$8.00

TOYOTA 1971-1974 Carina  
TOYOTA 1971 Celica & Supra with transmission control switch  
TOYOTA 1972-1974 Celica & Supra without dual contacts  
TOYOTA 1971-1974 Corolla with 1588cc eng. except 1974 with dual contacts  
TOYOTA 1971-1974 Corona  
TOYOTA 1971-1972 4cyl. Mark II  
TOYOTA 1972-1974 Pickup



#EP325 (WA-230) \$8.00

TOYOTA 1974 Corolla, Celica & Supra with dual contacts

#EP378 (WA-263) \$8.00

# ELECTRICAL - IGNITION


## DISTRIBUTOR ROTORS - ASIAN SYSTEMS

DODGE 1971-1973 Colt  
 FORD 1972 4 cyl. Courier with dual contacts exc. Calf  
 MAZDA 1964-1969 model 616  
 MAZDA 1972 1796cc eng. 618 non Calf.  
 MAZDA 1972 1586cc eng. Calf. model 808 with auto trans.  
 MAZDA 1972-1974 model 1200  
 MAZDA 1973-1974 1586cc eng. model 808 with auto trans.



#EP321 (WA-332) \$12.00

DODGE 1974 4cyl  
 FORD 1972-1974 4cyl. Courier except 1972 with dual contacts  
 MAZDA 1968-1971 1200 & 1500  
 MAZDA 1970-1971 1586 & 1796cc eng 618 with auto trans.  
 MAZDA 1971-1974 B1800  
 MAZDA 1972 1796cc eng. 618 non-Calf.  
 MAZDA 1972 1586cc eng non Calf 808 auto man. trans.  
 MAZDA 1972-1974 piston pick-up  
 MAZDA 1973-1974 1586cc eng 808 with man. trans.  
 MAZDA 1973 1796cc eng. 618



#EP342(WA-331) \$12.00

DATSUN 1964-1973 4 & 6cyl. (1964 only 1300cc 410, 411 Bluebird,  
 and except 1964-1968 310 & 311 Fairlady. Except 1970-1973 B210)  
 LUV 1972-1973  
 HONDA 1973-1974 4cyl.  
 SUBARU 1966-1974



#EP312(WA-312) \$12.00

MAZDA 1971-1973 Rotary

#EP337(WA-311) \$12.00

MAZDA 1974 Rotary

#EP361 (WA-340) \$12.00

TOYOTA 1965-1974 4 cyl. 1166cc and all Corona except 1965-1967 Corona with internal condenser;  
 includes 1968-1970 Mark II; includes 1965-1971 Pickup and includes 1964-1969 Stout with external condenser

#EP315(WA-308) \$12.00

TOYOTA 1965-1974 6 cyl. except 1974 California models  
 TOYOTA 1964-1967 4 cyl. Stout with internal condenser  
 TOYOTA 1965-1967 4 cyl. Corona with internal distributor  
 TOYOTA 1966-1971 4 cyl. Crown



#EP314(WA-304) \$12.00

TOYOTA 1971-1974 4CYL. 1588cc and all Celica, Corona, Mark II, Pickup and Supra

#EP324(WA-314) \$12.00

TOYOTA 1974 6cyl. California models

#EP376(WA-306) \$12.00

?  
 no stock

#EP311 (WA-374A) \$12.00  
 #EP313 (WA-456C) \$

# ELECTRICAL - IGNITION

## TUNE UP KITS - ASIAN SYSTEMS

### AMPCO/WELLS BLISTER PACKS

Includes points, condensor and rotor

Labeled for the following applications:

DATSUN 1963-1973 with single points except 1963-1969 LG35

HONDA 1972-1973

LUV 1973-1974 Series 3

SUBARU 1971-1972 (Not packaged in blister pack) CS351, EP300, EP312 #TK452 \$20.00

---

DATSUN 1970-1973 with dual points and dual condensers

LUV 1972-1973 with dual points and dual condensers #TK464 \$20.00

---

MAZDA 1971-1973 Rotary with leading & trailing distributor except 1973 with trailing distributor #083924334 #TK465 \$20.00

---

TOYOTA 1965-1969 Corona with Denso dist

TOYOTA 1970 Corona 3RC with Denso dist 19100-40051

TOYOTA 1970 Mark II 8RC with Denso dist 19100-34030

TOYOTA 1971 Corona Mark II 8RC eng with Denso dist 19100-34040, 19100-34050

TOYOTA 1971 Celica RA20L-KA #TK6V/#TK453 \$18.00

---

TOYOTA 1969-1970 Corolla "K" engine with Denso dist. 19100-22020

TOYOTA 1971 Corolla 1200, 3KC engine with dist 19100-24010 #TK461 \$18.00

---

TOYOTA 1971-1974 4 cyl Corolla 1600 (2TC eng)

TOYOTA 1972 Mark II 8RC Dist 19100-34041, 19100-34051

TOYOTA 1972-1974 Corona




TOYOTA 1973-1974 Carina, Celica and Hi-Lux #TK463 \$18.00

---

# ELECTRICAL - IGNITION

## DISTRIBUTOR CAPS - ASIAN SYSTEMS

DODGE 1971-1973 Colt	#EP320(WA-438) \$10.00
Unknown	(1@125)#EP328(WA-417E) \$10.00
DODGE 1974 4 cyl FORD 1972-1974 4 cyl. Courier except 1972 with dual contacts MAZDA 1968-1971 1200 & 1500 MAZDA 1970-1971 1586cc & 1796cc model 618 MAZDA 1972-1974 B1600 to chassis 62108	#EP343(WA-436) \$10.00
DODGE 1974-1975 Colt	#DC142 \$10.00
DATSUN 1964-1969 4 cyl 1964-1967 1300cc 410, 411 Bluebird, 1300cc 520, 521 with single contacts to 6/69 and 1966-1968 Junior	#EP304 \$14.00
DATSUN 1963-1969 311 Fairlady; 1600cc 311, 411, 510, 520, 521 DATSUN 1970-1973 4 cyl. except B210 FORD 1972 4 cyl. Courier with dual contacts exc. Calf LUV 1972-1973 HONDA 1973-1974 4 cyl. MAZDA 1964-1969 model 616 MAZDA 1972 1796cc eng. 618 non Calf. MAZDA 1972 1586cc eng. Calf. model 808 with auto trans. MAZDA 1973-1974 1586cc eng. model 808 with auto trans. SUBARU 1966-1974	#EP305(WA-419) \$10.00
DATSUN 1960-1968 4 Series 310, 311, 312, SPL 310 Bluebird, L320 Fairlady, 310 Fairlady DATSUN 1964-1969 1300cc 410, 411 Bluebird; all Junior; 1300cc 520, 521 with single contacts	#EP306(WA-424) \$25.00
DATSUN 1970-1974 (1970-1973 only B210) all 1974	#EP346(WA-435) \$10.00
DATSUN 1970-1973 240Z	#EP331(WA-437) \$10.00
DATSUN 1974 260Z	#EP347(WA-443) \$10.00
MAZDA 1971-1973 rotary	#EP336(WA-418) \$10.00





MAZDA 1971-1974 B1800 MAZDA 1972 1796cc eng Calif. model 618 MAZDA 1972 1586cc model 808 non Calif with auto trans MAZDA 1973 1796cc eng model 618 MAZDA 1973 1586cc model 808 with manual trans. MAZDA 1974 1586cc model 808 with man. trans.	#EP706(WA-436CS)	\$10.00
MAZDA 1974 rotary	#EP353(WA-451)	\$14.00
MAZDA 1974 B1600 pick-up from chassis 62108	#EP723(WA-477)	\$15.00
TOYOTA 1965-1974 4 cyl. 1166cc and Corona except 1965-1967 Corona with internal condenser; includes 1968-1970 Mark II; includes 1965-1971 Pickup and includes 1964-1969 Stout with external condenser	#EP308(WA-410)	\$10.00
TOYOTA 1965-1974 6 cyl. except 1974 California models	#EP318(WA-442)	\$10.00
TOYOTA 1964-1967 4 cyl. Stout with internal condenser TOYOTA 1965-1967 4 cyl. Corona with internal distributor TOYOTA 1966-1971 4 cyl. Crown	#EP307(WA-491)	\$15.00
TOYOTA 1971-1974 4 CYL. 1588cc and all Celica, Corona, Mark II, Pickup and Supra	#EP323(WA-404)	\$11.00
TOYOTA 1974 6 cyl. California models	#EP377(WA-431)	\$14.00
TOYOTA 1975-1984 SUBARU 1976-1984 ?	#EP685(WA-405)	\$11.00
HONDA 1984 4 cyl. ?	#EP692(WA-406)	\$10.00
MAZDA ENGINE IN YALE FORKLIFT ?	#EP710	\$10.00
?	#EP718(WA-494) JH110	\$9.00

ORDER FORM

COLLECTOR'S AUTO SUPPLY

6727 Thorne Rd, Peachland B.C. CANADA V0H 1H9

Or: P.O Box 2076 Oroville Washington U.S.A. 98844

PHONE: 1-250-767-1974 FAX: 1-250-767-3340

E-MAIL: Jim@CollectorsAutoSupply.com

WEB: CollectorsAutoSupply.com

NAME: \_\_\_\_\_

STREET: \_\_\_\_\_

CITY: \_\_\_\_\_

ZIP/CODE: \_\_\_\_\_

PHONE: \_\_\_\_\_

FAX/E-MAIL: \_\_\_\_\_

YEAR/MAKE/MODEL: \_\_\_\_\_

DISTRIBUTOR MAKE & NUMBER: \_\_\_\_\_

(Helps ensure your order is correct.)

ITEM DESCRIPTION	ITEM #	QTY.	PRICE	TOTAL
_____	_____	_____	_____	_____
_____	_____	_____	_____	_____
_____	_____	_____	_____	_____
_____	_____	_____	_____	_____
_____	_____	_____	_____	_____
_____	_____	_____	_____	_____
_____	_____	_____	_____	_____

C.O.D., VISA/MC Or CHEQUE TO: COLLECTORS AUTO SUPPLY SUB TOTAL: \_\_\_\_\_

VISA/MC #: \_\_\_\_\_

EXPIRY DATE: \_\_\_\_\_

SIGNATURE: \_\_\_\_\_

DOMESTIC SHIPPING: \$12.00

TOTAL: \_\_\_\_\_