

ELECTRIC
AUTO-LITE
SERVICE PARTS
CATALOG



**TUNE UP PARTS
CATALOG
COLLECTOR'S AUTO SUPPLY
PHONE: 1-250-767-1974
FAX: 1-250-767-3340
PEACHLAND B.C. CANADA
OROVILLE WASHINGTON U.S.A.**

COLLECTOR'S AUTO SUPPLY TUNE-UP PARTS

YOU MUST MAKE CERTAIN YOU ARE USING THE CORRECT CATALOG. FOR EXAMPLE YOU MUST USE THE AUTOLITE CATALOG IF YOUR VEHICLE USES AN AUTOLITE IGNITION SYSTEM OR THE DELCO REMY CATALOG IF THE VEHICLE HAS A DELCO REMY IGNITION SYSTEM.

THESE CATALOGS ARE AVAILABLE FREE BY REQUEST:

1. ASIAN IGNITION SYSTEMS TO EARLY 1960'S.
2. AUTOLITE IGNITION SYSTEMS TO MID 1920'S.
3. BOSCH IGNITION SYSTEMS TO MID 1950'S.
4. DELCO REMY IGNITION SYSTEMS TO MID 1920'S.
5. DUCELLIER IGNITION SYSTEMS TO MID 1950'S.
6. FORD INCLUDING HOLLEY IGNITION SYSTEMS TO 1909.
7. LUCAS IGNITION SYSTEMS TO MID 1930'S.
8. MARELLI IGNITION SYSTEMS TO 1950'S.
9. NORTHEAST & AMERICAN BOSCH DISTRIBUTOR CAPS TO 1920.
10. SEV IGNITION SYSTEMS TO MID 1930'S.
11. MAGNETO AND SMALL ENGINE TUNE-UP PARTS.
12. GENERAL

Most items are in stock. Spark plugs for all vehicles are also available.

These items are manufactured by a variety of reputable tune up part suppliers and not necessarily by the original equipment manufacturer.

Prices are in U.S. Funds.

Dealers are invited to enquire about wholesale pricing.

ELECTRICAL

IGNITION, CHARGING, STARTING, LIGHTING, ETC.

AUTOLITE (PRESTOLITE SYSTEMS


DISTRIBUTOR POINTS

AMERICAN AUSTIN 1930-1934 4Cyl.
AMERICAN BANTAM 1938-1940 4Cyl.
AUBURN 1934-1936 6 & 8 Cyl. With Single Contacts
CHECKER 1931 6Cyl. Engine M.
CHECKER 1935-1939 8Cyl. Engine Y
CHECKER 1940-1941 6Cyl. Engine A
CHRYSLER 1935-1938 6&8Cyl. (Except C2 Imperial.)
CLEVELAND 1928-1929 6Cyl.
CONTINENTAL 1933 4 & 6Cyl.
CORD 1935-1937 8Cyl. With Single Contacts
CROSLEY 1939-1952 2 & 4Cyl. (Except 1942-1945)
DESOTO 1935-1938 6Cyl.
DE VAUX 1931-1932 6Cyl. series 75
DODGE 1935-1948 6Cyl., all Cars except 1939-1948 with IGS Distributor.
DODGE 1935-1938 6Cyl. Truck with IGC & IGS Distributor.
DURANT 1928-1932 4 & 6Cyl.
ESSEX 1928-1932 6Cyl.
HUDSON 1930-1934 8Cyl.
HUDSON 1935-1947 6Cyl. (Also see CS14)
HUPMOBILE 1928-1940 6Cyl.
JEEP (WILLYS 1930-1958 4Cyl.
(Except 1940-1944 MB 1 (44WD; 1945-1958 Includes IGW Distributor Only)
JEEP (WILLYS 1930-1933 6Cyl.
JEEP (WILLYS 1945-1959 6Cyl.
JORDON 1927-1928 8Cyl.
JORDON 1929 6Cyl.
KNIGHT (WILLYS KNIGHT) 1929-1932 6Cyl. (Except 66B with North East system)
LAFAYETTE 1934-1936 6Cyl.
NASH 1928-1938 6Cyl. (1928 400 Series Only)
NASH 1929-1941 6 & 8 Cyl. With Twin Ignition (Two Required)
NASH 1933-1935 12 Cyl. (Two Required)
OVERLAND 1932 6Cyl.
OVERLAND 1939 4Cyl.
PACKARD 1935-1939 8 Cyl. (Except 1935-1937 With Delco Distributor.)
PACKARD 1937 6Cyl. Model 115C With Autolite Distributor
PACKARD 1939 6Cyl. 1700 With Distributor IGS-4013
PACKARD 1940 6Cyl. 1800 With IGW Distributor.
PARAMOUNT 1935 6Cyl.
PEERLESS 1928-1929 6Cyl. With IGB Distributor.
PLYMOUTH 1935-1939 6Cyl. (1939 P5 & P6 Only)
REO 1935-1939 4 & 6 Cyl. (1935-1936, Except With Delco Distributor)
ROCKNE 1932-1933 6Cyl.
STAR 1928-1929 4 Cyl. With IGB Distributor
STUDEBAKER 1933-1946 6Cyl. With Autolite Distributor
(1941-1946 With IGW Distributor)
TERRAPLANE 1932-1938 6Cyl.
WHIPPET 1927-1930 4 & 6 Cyl. (Except 96 Export)
WINDSOR 1929 6Cyl. Model 69 Only



PACKARD 1935-1936 Some
STUDEBAKER 1941-1942 Some

Replaces IGC-3028S



#CS4Z \$65.00

PACKARD 1935-1939 Some

Replaces IGP-3028DS



#CS8Z \$65.00

CHRYSLER 1939-1950 8cyl.
HUDSON 1948-1952 8cyl.
LINCOLN 1949 8cyl.
NASH 1942 8 cyl.

Replaces IGP-3028GS



#CS13Z \$35.00

PACKARD 1940 8 cyl. only for 1801 and 1802 series
PACKARD 1941-1950 8cyl. 1901, 1951, 1952, 2001, 2002, 2101, 2102, 2201, 2202, 2211, 2232,
2301, 2302, 2311, 2322 and 2332 series
PACKARD 1951-1953 8cyl. 24th, 25th and 26th Series 200, 300 and
400 except Delco equipped.

PACKARD 1954 8 cyl. if not Delco equipped

Replaces IGP-3028KS



#CS16Z \$60.00

PACKARD 1940-1950 8cyl. 1803, 1804, 1805, 1903, 2003, 2004, 2005, 2103, 2104,
2105, Super, 2206, 2213, 2226, 2233, 2306, 2313, 2326 and 2333 Series.

Replaces IGP-3028MS




#CS17Z \$40.00

ALLSTATE 1952 4 & 6 Cyl. Autolite Equipped
CHECKER 1947-1965 6Cyl. (Except 1960-1965) Overhead Valve.
CHRYSLER 1939-1950 6Cyl. With IAP Distributor
DESOTO 1939-1950 6Cyl. (1950 With IAP Distributor)
DODGE 1939-1950 6Cyl. Cars With IGS Distributor.
DODGE 1939-1960 6Cyl. Truck With IAD, IAO, IAP, IGC & IAY Distributor (1960 W-300M Only).
DODGE 1949-1950 6Cyl. Cars with IAP Distributor.
HUDSON 1948-1950 6Cyl. With IGS Distributor.
HUDSON 1955 6Cyl. Rambler Canadian With IAT-4015 & IAT-4207 Distributor.
JEEP (WILLYS) 1940-1944 4Cyl. MB 1 (44WD)
JEEP (WILLYS) 1945-1959 4Cyl. With IAD, IAT & IAY Distributor
JEEP (WILLYS) 1960-1971 4Cyl. (Except 1960-1967 With IAY Distributor)
KAISER-FRAZER HENRY J. 1951-1955 4 & 6Cyl. With Autolite Distributor
NASH 1939-1940 6Cyl. Without Twin Ignition
NASH 1946-1947 6Cyl. Ambassador
NASH 1948-1955 6Cyl. With Autolite Distributor
PACKARD 1940 6Cyl. 1800 With IGC Distributor.
PACKARD 1941-1949 6Cyl. With Autolite Distributor.
PLYMOUTH 1939-1950 6Cyl. (1939 Except P5 & P6; 1950 With IAP Distributor)
STUDEBAKER 1941-1950 6Cyl. With Autolite IAT Or IGC Distributor
STUDEBAKER 1956-1958 6Cyl.




#CS725 (AL-5-93HV) \$8.00

CHRYSLER 1951-1954 8 Cyl. With Dual Contacts (Two Required)
 CHRYSLER 1955-1956 8 Cyl. With Single Contacts
 CHRYSLER 1957-1958 8 Cyl. With Dual Contacts (Two Required)
 DESOTO 1956-1957 8 Cyl. With IBS Distributor
 DODGE 1953-1956 8 Cyl. Truck With IAZ & IBG Distributor
 DODGE 1953-1957 8 Cyl. Cars (1957 Dual Contact D-500 Model Only)
 PLYMOUTH 1955-1957 8 Cyl. (Except 1957 Belvedere & Savoy)
 Two required If Dual Contacts.
 PLYMOUTH 1966-1972 8 Cyl. Valiant & Duster With Dual
 Contacts. (Two Required.)



#CS721 (AL-24HV) \$8.00

CHRYSLER 1956 8 Cyl. With Dual Contacts (Two Required)
 CHRYSLER 1959-1972 8 Cyl. With Dual Contacts (Two Required)
 DESOTO 1952-1955 8 Cyl. With Dual Contacts (Two Required)
 DESOTO 1958-1961 8 Cyl. With Dual Contacts (Two Required)
 DODGE 1953-1956 8 Cyl. Truck With IBB Distributor
 DODGE 1956-1959 8 Cyl. Truck With IBM Distributor
 DODGE 1958-1972 8 Cyl. Cars With Dual Contacts (Two Required)
 HUDSON 1955-1956 8 Cyl. Hornet With Dual Contacts (Two Required)
 NASH 1955-1956 Ambassador With Dual Contacts (Two Required)
 PACKARD 1955-1956 8 Cyl. (With Autolite Distributor)
 PLYMOUTH 1958-1959 8 Cyl. With Dual Points (Two Required)
 PLYMOUTH 1960-1965 8 Cyl. U.S. Models With Dual Points (Two Required)
 PLYMOUTH 1966-1972 8 Cyl. Barracuda, Fury, Satellite, Scamp, Road Runner
 With Dual Contacts. (Two Required)
 STUDEBAKER 1951-1955 6 Cyl. With Autolite Distributor.
 STUDEBAKER 1956 8 Cyl. With Autolite Distributor
 STUDEBAKER 1962-1964 8 Cyl. Avanti With Dual Contacts. (Two Required)



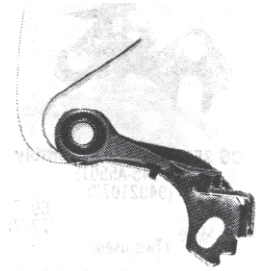
#CS720 (AL-10HV) \$8.00

CHRYSLER 1957-1958 8 Cyl. With Single Contacts
 DESOTO 1957-1958 8 Cyl. Except With IBS Distributor
 DODGE 1957 8 Cyl. Cars Except D-500.
 DODGE 1957-1959 8 Cyl. Truck With IBP Distributor
 DODGE 1960 8 Cyl. Truck With 361 & 413 Engines.
 DODGE 1958-1959 8 Cyl. Cornet & Royal.
 DODGE 1960-1966 6 Cyl. Canadian Car Models With Distributor IBR-4203.
 DODGE 1960-1961 8 Cyl. Dart With Distributor IPB-4003L.
 DODGE 1961 8 Cyl. Truck With 318 Engine.
 DODGE 1962-1963 8 Cyl. Canadian Truck With IBR-4003 Distributor.
 DODGE 1962-1966 6 Cyl. Canadian Truck With IBR Distributor
 (Except 1962-1963 With IBR-4201 Distributor).
 DODGE 1964-1966 8 Cyl. Canadian Cars With 318 Engine.
 DODGE 1964-1966 8 Cyl. Canadian Truck With IBP Distributor.
 PLYMOUTH 1957-1959 8 Cyl. Belvedere & Savoy Only.
 PLYMOUTH 1960-1961 8 Cyl. All Canadian Models With Distributor At Rear.
 PLYMOUTH 1962-1966 6 Cyl. All Canadian Models With IBR-4203 Distributor.
 PLYMOUTH 1962-1963 8 Cyl. All Canadian Models With IBP-4005 FS Distributor.
 PLYMOUTH 1965-1966 8 Cyl. All Canadian Models With 318 Engine.



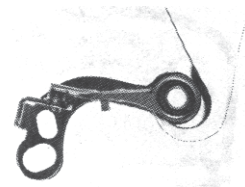
#CS723 (AL-16HV) \$8.00

AMERICAN MOTORS 1960-1962 6&8 Cyl. For Prestolite Distributor
 AMERICAN MOTORS 1963-1966 8 Cyl. Canadian Models With IBP Distributor
 AMERICAN MOTORS 1963-1965 6 Cyl. Canadian Models With IAI Distributor
 CHECKER 1960-1965 6 Cyl. With Overhead Valves.
 CHRYSLER 1959-1963 (Except 1961 New Yorker & Imperial) 8 Cyl. With Single Contacts
 DESOTO 1958-1961 8 Cyl. With IBP Distributor
 DODGE 1958-1961 8 Cyl. Cars With Single Contacts (Except 1960-1961 Dart With Single Contacts)
 DODGE 1960 8 Cyl. Truck With 318 Engine.
 DODGE 1961 8 Cyl. Truck With 361 & 413 Engine
 DODGE 1962-1963 8 Cyl. Truck; Canadian Models With IBP-4008 Distributor.
 DODGE 1960-1963 6 Cyl. Canadian Car Models With Distributor IBP-4005FS.
 DODGE 1964-1966 8 Cyl. 383 Engine, Canadian Car Models.
 JEEP (WILLYS 1960-1967 4 Cyl. With Distributor IAT-4405
 JEEP (WILLYS 1960-1965 6 Cyl.
 PLYMOUTH 1960-1961 8 Cyl. All Canadian Models With Distributor At Front Of Block.
 PLYMOUTH 1960-1964 8 Cyl. All Canadian Models With IBP-4005 XS, YS Distributor.
 PLYMOUTH 1965-1966 8 Cyl. All Canadian Models With 383 Engine.
 STUDEBAKER 1959-1964 6 Cyl.
 STUDEBAKER 1962-1964 8 Cyl. With Single Contacts.




#CS729 (AL-19HV) \$8.00

AMERICAN MOTORS 1966 6 Cyl. Canadian Models With IDC Distributor
 CHRYSLER 1950-1954 6 Cyl. Except With IAP Distributor
 DESOTO 1950-1954 6 Cyl. (1950 With IAP Distributor)
 DODGE 1939-1955 6 Cyl. Truck With IAT & IBR Distributor
 DODGE 1950-1959 6 Cyl. Cars (1950 With IAT Distributor)
 DODGE 1957-1959 6 Cyl. Truck With IBR Distributor
 DODGE 1960 6 Cyl. Truck Except W-300M Model
 DODGE 1960-1966 6 Cyl. Canadian Models With Distributor IBR-4201.
 DODGE 1961 6 Cyl. Truck With 251 Engine And All Canadian Models
 DODGE 1962-1963 6 Cyl. Truck Except Canadian Models With IBR-4203 Distributor
 DODGE 1963-1967 6 Cyl. Truck With 251 Engine And IBR Distributor.
 HUDSON 1948-1954 6 Cyl. (1948-1950 With IAT Distributor Only)
 HUDSON 1955-1956 6 Cyl. Hornet & Wasp
 JEEP 1968-1969 6 Cyl. With IAT-4502 Distributor
 JEEP 1970-1971 6 Cyl. With 225 3.7L Engine
 KAISER-FRAZER 1947-1951 6 Cyl.
 NASH 1956 6 Cyl. Ambassador
 PACKARD 1939 6 Cyl. 1700 With Distributor IGS-4201
 PLYMOUTH 1950-1966 6 Cyl. (1950 With IAT Distributor; 1960-1966 Canadian Models Only)



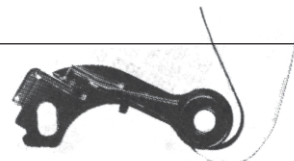
#CS719 (AL-6-24HV) \$8.00

CHRYSLER 1961-1972 8 Cyl. (1961; Only New Yorker & Imperial With Single Contacts)
 DODGE 1960-1972 6 Cyl. Cars (Except 1960-1966 Canadian Models With Distributor
 IBR-4201, IBR-4203 & IBP-4005FS.)
 DODGE 1960-1961 8 Cyl. Dart With Distributor 1838505.
 DODGE 1962-1973 8 Cyl. All Cars & Trucks With Single Contacts.
 DODGE 1961-1973 6 Cyl. Trucks Except 1961-1966 Canadian Models With IBR Distributor.
 PLYMOUTH 1959 8 Cyl. All Models With Power Pack
 PLYMOUTH 1960-1972 6 Cyl. (Except 1960-1966 Canadian Models)
 PLYMOUTH 1963-1965 8 Cyl. U.S. Models With Single Contacts
 PLYMOUTH 1966-1972 8 Cyl. Models With Single Contacts



#CS851 (AL-2HV) \$8.00

INTERNATIONAL 1967-1972 4 Cyl.
 INTERNATIONAL 1966-1974 8 Cyl.



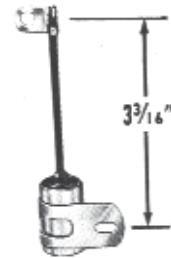
#CS730 (IH-6) \$8.00

ELECTRICAL IGNITION, CHARGING, STARTING, LIGHTING, ETC.

AUTOLITE / PRESTOLITE SYSTEMS

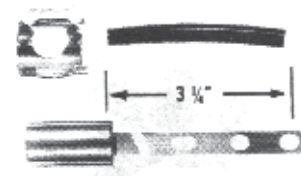
DISTRIBUTOR CONDENSERS

AMERICAN AUSTIN (BANTAM 1930-1940 4 Cyl.
CLEVELAND 1928-1929 6 Cyl. Series 65
CONTINENTAL 1933 4 & 6 Cyl. Beacon, Ace & Flyer
CROSLEY 1939-1941 2 Cyl.
CROSLEY 1946-1952 4 Cyl.
DE VAUX 1931-1932 6 Cyl. Series 75
DURANT 1928-1932 4 & 6 Cyl.
HUPMOBILE 1934-1935 6 Cyl. with 417W, 517W, 518W, 618W and G distributor
HUPMOBILE 1940 6 Cyl. Series R
JORDON 1929 6 Cyl. Series E
LAFAYETTE 1934-1936 6 Cyl.
NASH 1928-1929 6 Cyl. all 400 Series Standard Six except Delco Remy equipped
NASH 1929-1936 6 Cyl. all models with single ignition except 1929 Special Six
and Advance Six.
NASH 1933 8 Cyl. with single ignition except Eleven 30
OVERLAND 1932 6 Cyl. model 90 & 90A
OVERLAND 1939 4 Cyl.
PEERLESS 1928-1929 6 Cyl. Model 61 & 81 with Autolite IGB distributor
REO 1935-1939 6 Cyl. Model 1A-4, 1C-4, 1L-5, S-209, S-228, S-268, S-309
REO 1937-1938 4 Cyl.
STAR 1928-1929 4 Cyl. M2, M4, M40 for IGB distributor
STUDEBAKER 1933-1940 6 Cyl. except 1933-1936 models with Delco Distributor.
WHIPPET 1927-1930 4 Cyl. Model 96, A, except 96 Export
WHIPPET 1928-1929 6 Cyl. Model 98 & A
WINDSOR 1929 6 Cyl. model 69



#AL38(AL38) \$8.00

AMERICAN MOTORS 1960-1966 6 & 8 Cyl. Except Delco Remy Equipped
CHECKER 1952-1956 6 Cyl. with 6 volt system
CHECKER 1958-1965 6 Cyl. with overhead valve engine
CHRYSLER 1951-1972 8 Cyl. Cars except 1961 New Yorker and Imperial with single contacts.
DESOTO 1952-1961 8 Cyl.
DODGE 1953-1972 8 Cyl. cars except 1962-1972 with single contacts.
DODGE 1953-1972 8 Cyl. trucks except 1962-1973 models using CS851 contacts.
DODGE 1957-1966 6 Cyl. cars except 1962-1966 models using CS851 contacts
DODGE 1956-1967 6 Cyl. trucks except 1961-1967 models using CS851 contacts
HUDSON 1948-1956 6 & 8 Cyl. except Delco Remy equipped
INTERNATIONAL 1963-1974 4 & 8 Cyl. with Prestolite ignition
JEEP 1945-1969 4 Cyl. Except Delco equipped
JEEP 1955-1971 6 Cyl. Except Delco Remy equipped (1955-1958 with Autolite IAT distributor)
NASH 1955-1956 8 Cyl. except Delco Remy equipped
NASH 1956 6 Cyl. except Delco Remy equipped
PACKARD 1955-1956 except Delco Remy equipped
PLYMOUTH 1950-1972 6 Cyl. except 1950 with IAP & IGS distributor and
except 1960-1972 models using CS851 contacts.
PLYMOUTH 1955-1972 8 Cyl. except 1956 Belvedere, Plaza and Savoy and
except 1959-1972 models using CS851 contacts.
STUDEBAKER 1951-1964 6 Cyl.
STUDEBAKER 1956-1964 8 Cyl. except Delco Remy equipped.



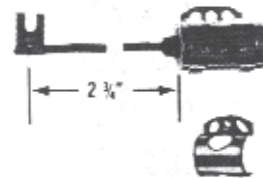
#AL868(AL-31) \$6.00

ELECTRICAL IGNITION, CHARGING, STARTING, LIGHTING, ETC.

AUTOLITE / PRESTOLITE SYSTEMS

DISTRIBUTOR CONDENSERS (CONTINUED)

ALLSTATE 1952 4 & 6 Cyl if not Delco Remy equipped.
AUBURN 1934-1936 8Cyl. 50X,Y,51 & 52
AUBURN 1935-1936 8Cyl. Supercharged
CHECKER 1931 6Cyl. with engine M
CHECKER 1935-1939 8Cyl. with engine Y
CHECKER 1940-1941 6Cyl. with engine A
CHECKER 1947-1951 6Cyl. with engine A2 OR A3
CHECKER 1956-1965 6Cyl. "L" head with 12 volt system
CHRYSLER 1935-1950 8Cyl. Models except 1935-1938 Delco equipped.
CHRYSLER 1935-1954 6Cyl. Models except 1935-1938 Delco equipped.
DESOTO 1935-1954 6Cyl.
DODGE 1935-1956 6Cyl. cars and trucks
ESSEX 1928-1932 6 & 8Cyl.
HUDSON 1930-1934 8Cyl
HUDSON 1935-1947 6Cyl.
HUPMOBILE 1926-1939 6 & 8Cyl. except 1934-1935 with 417W, 517W, 518W, 618D and G distributor.
JEEP 1930-1944 4Cyl.
JEEP 1970-1971 4Cyl.
JEEP 1930-1958 6Cyl. (1955-1958 with IGC distributor)
JORDAN 1927-1930 8Cyl.
KAISER-FRAZER 1947-1952 4 & 6Cyl. except Delco Equipped.
KNIGHT (WILLYS KNIGHT) 1929-1932 6Cyl. (except 66B with North East system)
LINCOLN 1949
NASH 1928-1929 6 Cyl. 400 Series Special Six and Advance Six, except Delco equipped.
NASH 1929-1941 6 Cyl. all models with Twin Ignition. Require two.
NASH 1933-1935 12 Cyl.
NASH 1937-1955 6 Cyl. models except with Delco Remy systems.
NASH 1933-1942 8 Cyl. Two required for Twin Ignition (1933, only eleven 30.
For other 1933 models see AL38)
PACKARD 1932-1954 6, 8 & 12 Cyl. except Delco Remy equipped
PLYMOUTH 1935-1950 6 Cyl. except 1934 with Delco Remy ignition and
except 1950 with IAT distributor
REO 1937-1938 6Cyl. Buda K-428
STUDEBAKER 1941-1950 6Cyl. except 1950 models with Delco Remy.



#AL869(AL-31A) \$10.00

CHRYSLER 1961-1972 8Cyl. All 1962-1972 with single contacts and 1961 New Yorker and Imperial with single contacts.
DODGE 1962-1972 8Cyl. All with single contacts.
DODGE 1962-1972 6Cyl. Except 1960-1966 Canadian models not using CCS851 contacts.
PLYMOUTH 1959-1972 8Cyl. models using CS851 contacts
PLYMOUTH 1960-1972 6Cyl. models using CS851 contacts



#MO5(AL-39) \$5.00

ELECTRICAL IGNITION, CHARGING, STARTING, LIGHTING, ETC.

AUTOLITE / PRESTOLITE SYSTEMS

DISTRIBUTOR ROTORS

Farm Tractors and Wisconsin Engines Autolite 4-11 (IG-1657RA)

#AL302(AL-50) \$5.00

CHECKER 1927-1931 6cyl. except with North East dist
ELCAR 1925 4 and 6 cyl. series 4-40 and 6-65
FALCON KNIGHT 1927-1928 6cyl.
FLINT 1926-1927 6cyl.
GRAY 1925
HUDSON 1926-1929 6cyl.
HUPMOBILE 1926-1939 with series IG, IGA and IGC distributor
JORDON 1927-1928 6Cyl. series R and RE
KNIGHT (WILLYS KNIGHT) 1925-1932 6Cyl. (Except with North East dist.)
NASH 1925-1928 Except with Delco dist.
NASH 1938 6cyl. Lafayette 3810 with dist. IGC-4276
OVERLAND 1926-1928 6Cyl. except model 90, 90A
PARAMOUNT 1935 6Cyl.
PEERLESS 1926-1929 6Cyl. With IG and IGA dist.
RICKENBACKER 1927 6cyl.
STEARNS-KNIGHT 1928-1929 with Autolite dist.
VELIE 1926-1928 6cyl. model 50 and 66
WILLYS KNIGHT 1925-1932 6Cyl. (Except with North East dist.)



#AL17(AL-59EHE293) \$10.00

AMERICAN AUSTIN 1930-1940 4Cyl. including Bantam
CLEVELAND 1928-1929 6Cyl. model 65
CONTINENTAL BEACON 1933 4 and 6cyl. except 1933 4cyl. Beacon with dist IGB-4201-02-02A
CROSLEY 1939-1941 2Cyl.
DEVAUX 1931-1932 6Cyl. series 75
DURANT 1928-1932 4 & 6Cyl including DURANT STAR
ESSEX (TERRAPLANE) 1927-1933 with IGB dist
HUDSON 1933 6cyl 133E Super Six
INDIAN MOTORCYCLE 1936-1938 4cyl.
JEEP (Willys) 1930-1935 4cyl.
JEEP (Willys) 1930-1933 6cyl.
JORDAN 1929 6cyl. Model E
NASH 1928-1933 with IGB dist
OVERLAND 1932 6Cyl.
PEERLESS 1928-1929 6Cyl. model 61 and 81 with IGB Distributor.
REO 1937-1938 4Cyl.
ROCKNE 1932-1933 6cyl. except with Delco dist
STAR 1928-1929 4Cyl. With IGB Distributor
TERRAPLANE 1932-1933 6Cyl.
WHIPPET 1927-1930 4 & 6Cyl. with IGB dist, not IG dist.
WILLYS 1930-1935 with IGB dist
WINDSOR 1929 6Cyl. Model 69 Only



#AL32(AL-59AHE299) \$10.00
ORIGINAL AUTOLITE \$15.00

ESSEX 1933 8cyl
 HUDSON 1930-1947 8cyl
 HUPMOBILE 1928-1931 8cyl
 JORDAN 1927-1929 model JE and T
 NASH 1933 8cyl model 11-30
 TERRAPLANE 1933 8cyl. 33KT
 PEERLESS 1930-1931 MODEL A, B and C
 RUXTON 1929-1930
 RICKENBACKER 1927
 WILLYS 1930-1932 8 cyl.



Replaces Autolite IG-1576 (HE273)

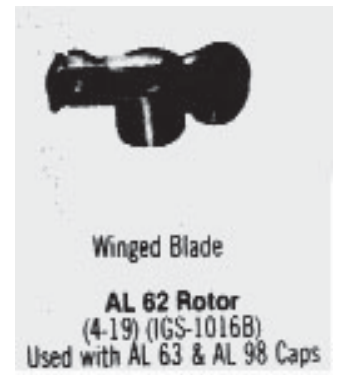
#AL46 \$20.00

AUBURN 1934-1936 6Cyl. model 52X, Y, 53, 54, With Single Contacts
 CROSLEY 1946-1952 4Cyl.
 ESSEX (TERRAPLANE) 1934-1938 6Cyl.
 HUDSON 1935-1947 6cyl.
 HUPMOBILE 1934-1940 6Cyl. (1934 417, 1935 517 and 518, 1936 618)
 JEEP (Willys) 1936-1939 4 cyl. with IGW dist.
 JEEP (Willys) 1940-1944 4 cyl. model 4-40, 4-41, 4-42, Panel
 JEEP (Willys) 1945-1958 4 cyl. models with IGW dist 4-40, 4-41, 4-42, Panel
 LAFAYETTE 1934-1936 6Cyl.
 NASH 1935-1937 6cyl. Model 3540, 3640, 3640A and 3710.
 NASH 1946-1947 6cyl. 600 Six 4640, 4760
 OVERLAND 1939 4Cyl.
 PACKARD 1940 6cyl. 1800 with IGW Series dist.
 REO 1935-1939 6Cyl. (1935-1936, Except With Delco Distributor and except 1937-1938 Buda K-428)
 STUDEBAKER 1933-1946 6cyl. except with Delco dist. (1941-1946 with IGW series dist.)
 TERRAPLANE 1934-1938 6Cyl.



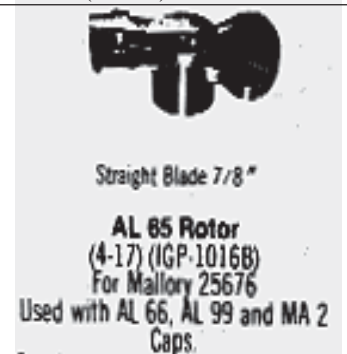
#AL58 (AL-54 HE283) \$20.00

CHECKER 1940-1941 6cyl model A
 CHECKER 1947-1951 6 cyl model A2, A3
 CHECKER 1952-1965 6cyl L head
 CHRYSLER 1935-1948 6cyl. 1939-1948 IAP distributor # only
 DESOTO, DODGE and PLYMOUTH 1935-1950 6cyl. car except only IGS or IAP dist for 1949-1950
 DODGE 1935-1938 6cyl. truck with IGC & IGS dist
 DODGE 1939-1955 6cyl. truck with IAD, IGC, IAO & IAP dist
 HUDSON 1948-1950 6cyl. with IGS dist.
 JEEP 1945-1958 6cyl. with IGC dist
 KAISER-FRAZER HENRY-J 1951-1952 4 & 6cyl with Autolite dist.
 KAISER-FRAZER 1947-1951 6cyl with Autolite dist.
 NASH 1938-1940 6cyl. Model 3810 Lafayette with dist IGC-4415 and 3910, 4101 with dist IGS-4140
 NASH 1946-1947 6cyl. Ambassador 4260, Ambassador 4660, Ambassador 4760
 NASH 1948-1949 6cyl. 600 Six 4840, Ambassador 4860
 PACKARD 1937-1949 6cyl. with Autolight dist. except 1940 1800 with IGW series dist.
 REO 1937-1938 6Cyl. Buda K-428
 STUDEBAKER 1941-1950 6cyl. with Autolight IGC series distributor



#AL62 (AL-89) \$10.00

CHECKER 1935-1939 8cyl. model Y
 CHRYSLER 1935-1955 8cyl except 1935-1938 C2 Imperial
 DESOTO 1952-1955 8cyl. with dual contacts
 DODGE 1953-1955 8cyl. car with IAZ distributor and 8cyl truck with IBB & IAZ dist
 HUDSON 1948-1952 8cyl.
 HUDSON 1955-1956 8cyl. Hornet with dual contacts
 LINCOLN 1949
 NASH 1942 8cyl. model 4280
 NASH 1955-1956 8cyl. Ambassador with dual contacts
 PACKARD 1935-1956 8cyl. except 1937 SuperSeries or 120C with Autolight dist.
 PLYMOUTH 1955 8cyl.
 STUDEBAKER 1956 8cyl with Autolight dist.



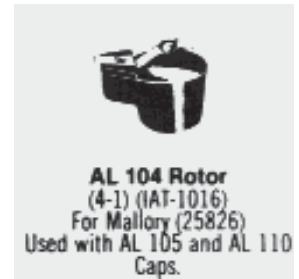
#AL65 (AL45) \$8.00

HUDSON 1930-1934 8cyl.
 JEEP (Willys) 1936-1939 4 cyl. with IGS dist.
 JEEP 1940-1944 4 cyl. MB 1 (44WD)
 JEEP 1945-1959 4 cyl. with IAD dist



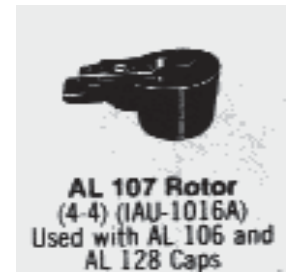
#AL69(AL-81) \$8.00

ALLSTATE 1952 4 & 6 Cyl. Autolite Equipped
 CHECKER 1958-1960 6 cyl overhead valve (early 1960)
 HUDSON 1948-1950 6 cyl. with IAT dist.
 HUDSON 1955 6 cyl. Rambler Can. with dist IAT-4015
 JEEP 1945-1951 6 cyl. with IAT dist
 JEEP 1945-1959 4 cyl. with IAT & IAY dist
 JEEP 1952-1954 6 cyl. with IAT-4007A dist
 HENRY-J 1951-1952 4 & 6 cyl with Autolite dist.
 NASH 1950-1955 6 cyl. Rambler, Statesman Canadian, 1955 only with dist. IAT-4015
 STUDEBAKER 1956-1964 6 cyl.



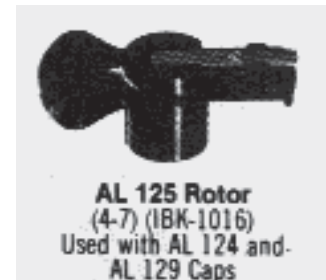
#AL104(AL-41) \$8.00

AMERICAN MOTORS 1960-1962 6 Cyl. with Prestolite distributor
 CHRYSLER 1949-1954 6 cyl.
 DESOTO 1950-1954 6 cyl. except only 1950 with IAT distributor
 DODGE and PLYMOUTH 1950-1959 6 cyl car except only IAT dist for 1950
 DODGE 1939-1959 6 cyl. truck with IAT, IAY & IBR dist
 DODGE 1960-1967 6 cyl. truck only with 251 eng.
 HUDSON 1955 6 cyl. Rambler Can. with dist IAT-4207
 JEEP 1952-1954 6 cyl. with IAT-4017A, IAT-4205A dist
 JEEP 1960-1964 6 cyl. 226 eng with dist IAT-4404, A
 JEEP 1963-1965 6 cyl. 230 eng. with IAT-4416 dist
 NASH 1955-1956 6 cyl. 1955, only Rambler, Statesman Canadian with dist. IAT-4207 and only 1956 Ambassador
 STUDEBAKER 1951-1964 6 cyl. with Autolight dist.

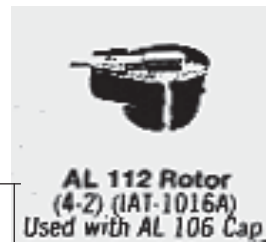


#AL107(AL-42) \$8.00

AMERICAN MOTORS 1960-1966 8 Cyl. with Prestolite distributor
 CHRYSLER 1956-1959 8 cyl.
 DESOTO 1956-1961 8 cyl.
 DODGE 1956-1972 8 cyl. except 1960-1961 Dart with dist 1838505 or IBP-4003L and
 except 1962-1972 with single contacts
 DODGE 1955-1966 8 cyl. truck except 1956 with IBB & IAZ dist and
 except 1957-1961 with Holley dist.
 CHRYSLER, DODGE and PLYMOUTH 1956-1959 8 cyl.
 PLYMOUTH 1960-1972 8 cyl. except U.S. models with single contacts
 STUDEBAKER 1962-1964 8 cyl.



HUDSON 1952-1955 6 cyl. (1955-1956, Hornet and Wasp only)
 JEEP 1955-1959 6 cyl. with IAT dist.
 KAISER 1954-1955 6 cyl with Autolite dist.



#AL112(AL-55) \$5.00

AUBURN 1934-1936 8 cyl. (some)
 CORD 1936-1937 8 cyl. 810 & 812
 HUPMOBILE 1933-1939 8 cyl. for the following series: 322, 326, 427, 521-O, 527-T, 621-O, 621-N & E.
 NASH 1931 8 cyl. 8-70



(Original Autolite number is IGH-

CHECKER 1960-1965 6 cyl overhead valve (late 1960)
 JEEP 1960-1971 4 cyl. except Delco dist. #AL130(AL-46) \$5.00

AMERICAN MOTORS 1963-1966 6 Cyl. Canadian model with IDC and IAI Autolite (Prestolite distributor)
 DODGE and PLYMOUTH 1960-1966 6 cyl car, Canadian models with dist IBP-4005FS & IBR-4201 except 1961 & 1962 Canadian Valiant
 DODGE 1961 6 cyl truck Canadian models
 DODGE 1962-1963 6 cyl Canadian truck with dist IBR-4201 #AL132(AL-51) \$5.00

JEEP 1968-1969 6 cyl with dist IAT-4502
 JEEP 1970-1971 6 cyl. with 225 3.7l eng. #AL141 (AL-43A) \$6.00

INTERNATIONAL 1963-1974 8 cyl #AL163 (IH-44) \$9.00

DODGE and PLYMOUTH 1960-1974 6 cyl. car except 1960-1966 Canadian models with dist IBP-4005FS & IBR-4201
 DODGE 1962-66 6 cyl. truck; 1962-1966 Can. with IBR dist; 1962-1963 Can. with IBR 4203 dist
 CHRYSLER 1961-1974 8 cyl. (only 1961 New Yorker, Imperial with single contacts and except 1962-1974 with dual contacts
 DODGE 1960-1961 8 cyl. Dart with dist 1838505 or IBP-4003L
 DODGE 1962-1974 8 cyl. with single contacts
 DODGE 1962-1974 8 cyl. trucks
 DODGE 1961-73 6 cyl. truck U.S. models
 PLYMOUTH 1959 8 cyl. With Power Pack
 PLYMOUTH 1960-1961 6 cyl. U.S. models and Canadian Valiant.
 PLYMOUTH 1962-1974 6 cyl. all except 1962-1966 Canadian models.
 PLYMOUTH 1963-1974 8 cyl. with single contacts or electronic ign. except 1963-1966 Canadian models



#MO3/MO13 (AL-44A) \$8.00

PLYMOUTH 1962-1966 6 cyl. Canadian models equipped with IBR-4203 series dist. #AL160(AL-47) \$8.00

AUTOLITE / PRESTOLITE SYSTEMS

TUNE UP KITS AMPCO/WELLS - BLISTER PACK

Includes Points, condensor and rotor.
Labeled for the following applications:



CHRYSLER, DESOTO, DODGE, DODGE TRUCK 1956 8 cyl
PLYMOUTH 1956-1958 8 cyl 1958 only with IBS-4003 distributor

(single contacts)#TK173MV \$15.00

CHRYSLER 1959-1962 300,C300,360 with IBS dist. with dual contacts

CHRYSLER 1962-1965 with Autolite dist with dual contacts

DESOTO 1958-1961 with IBS distributor

DODGE and PLYMOUTH 1958-1967 8 cyl with IBS and IBB dist

DODGE and PLYMOUTH 1964-1970 8 cyl with Prestolite dist. except 273 and 340 dist. (all with dual contacts only)

#TK209MV \$19.00

CHRYSLER 1957-1958 8 cyl. Windsor and Saratoga

DODGE 1957 8 cyl except D500

DODGE 1958 8 cyl. Cornet and Royal with IBP4002E distributor and Canadian models with IBP4002F distributor

DODGE and PLYMOUTH 1959-1960 8 cyl Cornet with IBP4003J dist and Canadian models with IBP4003D,L,N,T,U,V,X dist.

DODGE 1963-1965 US models with IBP dist.

PLYMOUTH 1957-1960 8 cyl. with single contacts and IBP dist except 1957 Fury

(single contacts)#TK125MV \$15.00

WILLYS 1945-1952 4 cyl. with IAD dist.

WILLYS 1953-1956 CJ3B, CJ5,CJ6

WILLYS 1953-1956 4 and cyl. CJ5

CASE 4 cyl thru 1964 and possibly later

COCKSHUTT CO-OP 4 cyl thru 1957

MASSEY HARRIS All 4 cyl

#TK181MV \$10.00

WILLYS 1958-1959 6 cyl.

2022/#TK001 \$8.00

AUTOLITE / PRESTOLITE SYSTEMS


DISTRIBUTOR CAPS

Early twenties Autolite cap Labeled as for CHALMERS, 1923-1924, COLUMBIA 1922-1924, DURANT 1922-1924, ELCAR 1923-1924, FLINT 1923-1925, OVERLAND 1925-1926, R&V KNIGHT, RICKENBACKER 1922-1923, ROAMER 1925, STEVENS 1921-1923. Call for measurements and details. (1@125)#AL1 \$100.00

BUDA engine
 ESSEX 1926-1927 With distributor IB-4001
 ESSEX 1927-1928 With distributor IBA-4001 IB-1060(1@125)#298 \$100.00

NASH 1931 Series 8-70 (check dimensions) IGH-1029(1@top cab) #278 \$150.00

CHECKER 1927-1929 6cyl. model G6 and K
 CHECKER 1931 6cyl. model M
 ELCAR 1925 6cyl. series 6-65
 FALCON KNIGHT 1927-1928 6cyl.
 FLINT 1926-1927 6cyl.
 HUDSON 1927-1929 6cyl.
 HUPMOBILE 1926-1935 6Cyl. 1934-1935 series 421-J and 521-J
 HUPMOBILE 1938-1939 6Cyl. series E
 JORDON 1927-1928 6Cyl. series R and RE
 KNIGHT(WILLYS KNIGHT) 1925-1932 6Cyl. (Except 1929-1932 series 66B)
 NASH 1925-1928 300 Series Standard Six and Light six
 NASH 1938 3810 Lafayette with dist. IGC-4276
 OVERLAND 1925-1928 except '25 model 92 and ex. '25 model 93 w. dist IG-4057A
 PARAMOUNT 1935 6Cyl.
 PEERLESS 1926-1929 6Cyl. Series 60, 80 and 90.
 RICKENBACKER 1927 6cyl
 STEARNS KNIGHT 1928-1929 with Autolite dist.
 VELIE 1926-1928 6cyl. model 50 and 66
 WHIPPET 1927 model 93A
 WILLYS-KNIGHT 1925-1932 6cyl. with Autolite dist




AL 18 Cap - 6 Cyl.
 (3-9) (IG-1323)
 Used with AL 17 Rotor

Autolite IG-323/1323#AL18(AL-78S HE295) \$40.00

Original N.O.S. marked "Autolite" on top of cap (2@125) #IG-323 \$55.00

AMERICAN AUSTIN 1930-1940 4Cyl. including Bantam
 CONTINENTAL 1933 4Cyl. Beacon
 DURANT 1928-1932 4Cyl.
 DURANT STAR 1928-1929 4Cyl.
 INDIAN MOTORCYCLE 1936-1938 4cyl.
 JEEP (Willys) 1930-1935 4cyl.
 REO 1937-1938 4Cyl.
 STAR 1928-1929 4Cyl. With IGB Distributor
 WHIPPET 1927-1930 4Cyl. (Except 96 Export with dist IGB-4001A)



AL 31 Cap - 4 Cyl.
 (3-14) (IGB-1001)
 used with AL 32 Rotor

#AL31 (AL-78R HE297) \$45.00

CONTINENTAL BEACON 1933 6cyl
 DURANT 1928-1932 6CYL
 DEVAUX 1931-1932
 ESSEX (TERRAPLANE) 1927-1933 with IGB dist
 HUDSON 1933 6cyl 33E Super Six
 JORDAN 1929 Model E
 NASH 1928-1933 with IGB dist
 PEERLESS 1928-1929 model 61 and 81
 ROCKNE 1932-1933 6cyl. except with Delco dist
 WHIPPET 1928-1929 6CYL except early 1928 with IGB-4009 dist.
 WINDSOR 1929 model 69
 WILLYS 1930-1932 6cyl.




Replaces Autolite IGB-1031(HE292)
 page 14

#AL33 \$110.00

CONTINENTAL BEACON 1933-1934 4 cyl. Beacon and model 41 with dist IGB-4201 and IGB-4202.
 GRAY MARINE 1933-1939 4 cyl. with dist IGB-4201, IGB-4201A, IGW-4029, IGW-4112 and IGW-4112A (1 @ swap) #200 \$30.00

ESSEX 1933 8 cyl
 HUDSON 1930-1947 8 cyl
 HUPMOBILE 1928-1931 8 cyl
 JORDAN 1927-1929 model JE and T
 NASH 1933 8 cyl model 11-30
 TERRAPLANE 1933 8 cyl.
 PEERLESS 1930-1931 MODEL A, B and C
 RUXTON 1929-1930
 RICKENBACKER 1927
 WILLYS 1930-1932 8 cyl.
 Original N.O.S. marked "Autolite" on top of cap, in original box (1 @ 125)



Autolite IG-325/1325 #AL47 Autolite \$100.00
 (HE274) Other N.O.S. brands #AL47 NOS \$80.00


AUBURN 1934-1936 6 Cyl. model 52X, Y, 53, 54, With Single Contacts
 HUDSON 1935-1947 6 cyl.
 HUPMOBILE 1935-1936 6 Cyl. with IGB dist
 HUPMOBILE 1940 6 Cyl. series R
 LAFAYETTE 1934-1937 6 Cyl.
 NASH 1935-1938 Model 3540, 3640, 3640A, 3710, 3810 Lafayette except 3810 with dist. IGC-4276
 NASH 1946-1947 600 Six 4640, 4760
 REO 1935-1939 6 Cyl. (1935-1936, Except With Delco Distributor and except 1937-1938 Buda K-428)
 STUDEBAKER 1933-1946 6 cyl. (1941-1946 with IGW series dist.)
 TERRAPLANE 1934-1938 6 Cyl.



AL 59 Cap - 6 Cyl.
 (3-20) (IGB-1240)
 used with **AL 58 Rotor**

#AL59 (AL-78 THE282) \$35.00
 Original N.O.S. Autolite IGB-1240 \$50.00

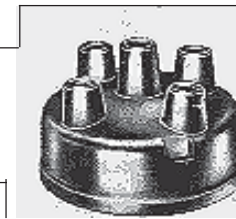
CHECKER 1935-1939 8 cyl. model Y
 CHRYSLER 1935-1948 8 cyl. except 1935-1938 C2 Imperial
 HUDSON 1930-1952 8 cyl.
 LINCOLN 1949
 NASH 1933 Eleven 30
 NASH 1942 Model 4280
 PACKARD 1935-1936 120 & 120B with Autolight
 PACKARD 1938-1939 1601, 1602, 1701 & 1702
 PACKARD 1940-1954 with Autolight dist



AL 66 Cap - 8 Cyl.
 (3-26) (IGP-1003)
 used with **AL 65 Rotor**

#AL66 (AL-77) \$23.00

JEEP (Willys) 1936-1939 4 cyl. with IGS dist.
 JEEP 1940-1944 4 cyl. MB 1/44WD
 JEEP 1945-1959 4 cyl. with IAD dist



AL 70 Cap - 4 Cyl.
 (3-11) (IG-1324D)
 Used with **AL 69, AL 32**
 and **AL 302 Rotors**

#AL70 (AL-73) \$9.00

CHECKER 1940-1941 6 cyl model A
 CHECKER 1947-1951 6 cyl model A2, A3
 CHECKER 1952-1965 6 cyl "L" head
 CHRYSLER 1935-1948 6 cyl. 1939-1948 IAP distributor # only
 DESOTO 1935-1948 6 cyl.
 DODGE and PLYMOUTH 1935-1950 6 cyl. car except only IGS dist for 1949-1950
 DODGE 1935-1938 6 cyl. truck with IGC & IGS dist
 DODGE 1939-1955 6 cyl. truck with IAD & IGC dist
 HUDSON 1948-1950 6 cyl. with IGS dist.
 JEEP 1945-1958 6 cyl. with IGC dist
 KAISER-FRAZER 1947-1951 6 cyl with Autolite dist.
 NASH 1939-1940 Model 3910, 4101 with dist IGS-4140
 NASH 1946-1947 Ambassador 4260, Ambassador 4660, Ambassador 4760
 NASH 1948-1949 600 Six 4840, Ambassador 4860
 PACKARD 1937-1949 6 cylinder with Autolight distributor except 1940 with IGW series dist.
 STUDEBAKER 1941-1950 6 cyl. with Autolight IGC series distributor



AL 63 Cap - 6 Cyl.
 (3-23) (IGC-1107S)
 used with **AL 62 Rotor**

#AL63 (AL-90) \$24.00
 Original N.O.S. Autolite \$38.00


CROSLY 1946-1952 4 Cyl.
JEEP (Willys) 1936-1939 4 cyl. with IGW dist.
JEEP (Willys) 1940-1944 4 cyl. model 4-40,4-41,4-42, Panel
OVERLAND 1939 4 Cyl.



AL 91 Cap - 4 Cyl.
(3-2) (IGB-1241)
used with **AL 58 Rotor**


#AL91(AL-77A) \$12.00

DESOTO, DODGE and PLYMOUTH 1949-1950 6 cyl. car except 1950 must be dist IAP
DODGE 1939-1955 6 cyl. truck with IAO & IAP dist



#AL98(AL-77B) \$12.00


CHRYSLER 1949-1955 8 cyl.
DODGE 1953-1955 8 cyl. car with IAZ distributor and 8 cyl truck with IBB & IAZ dist
HUDSON 1955-1956 8 cyl. Hornet with dual contacts
NASH 1955-1956 Ambassador with dual contacts
PACKARD 1955-1956 with Autolight distributor
PLYMOUTH 1955 8 cyl.
STUDEBAKER 1956 8 cyl with Autolight dist.



**AL 99 Suppression
Cap - 8 Cyl.**
equipped with **AL 119**
10,000 ohm. Suppression
Brush
(3-2) (IAR-1003)
used with **AL 65 Rotor**

#AL99(AL-77C) \$12.00


ALLSTATE 1952 6 Cyl. Autolite Equipped
CHECKER 1958-1965 6 cyl overhead valve
HUDSON 1948-1950 6 cyl. with IAT dist.
HUDSON 1955 6 cyl. Rambler Can. with dist IAT-4015
JEEP 1945-1951 6 cyl. with IAT dist
JEEP 1952-1954 6 cyl. with IAT-4007A dist
HENRY-J 1951-1952 6 cyl with Autolite dist.
NASH 1950-1955 Rambler, Statesman Canadian, 1955 only with dist. IAT-4015



AL 105 Cap - 6 Cyl.
(3-3) (IAT-1003)
Mallory (25821)
used with **AL 104** and
AL 130 Rotors

#AL105(AL-77D) \$12.00


CHRYSLER 1949-1954 6 cyl.
DESOTO 1950-1954 6 cyl. except only 1950 with IAT distributor
DODGE and PLYMOUTH 1950-1959 6 cyl car except only IAT dist for 1950
DODGE 1939-1959 6 cyl. truck with IAT, IAY & IBR dist
HUDSON 1952-1955 6 cyl. (1955-1956, Hornet and Wasp only)
JEEP 1952-1954 6 cyl. with IAT-4017A, IAT-4205A dist
JEEP 1955-1959 6 cyl. with IAT dist.
JEEP 1960-1964 6 cyl. 226 eng with dist IAT-4404, A
KAISER 1954-1955 6 cyl with Autolite dist.
NASH 1955-1956 1955, only Rambler, Statesman Canadian
with dist. IAT-4207 and only 1956 Ambassador
STUDEBAKER 1951-1964 6 cyl. with Autolight dist.



**AL 106 Suppression
Cap - 6 Cyl.**
equipped with **AL 119**
10,000 ohm Suppression
Brush
(3-4) (IAT-1033)
used with **AL 107** and
AL 112 Rotors

#AL106(AL-77E) \$12.00

2 ALLSTATE 1952 4 Cyl. Autolite Equipped
JEEP 1945-1959 4 cyl. with IAT & IAY dist
JEEP 1960-1971 4 cyl. except Delco dist.
HENRY-J 1951-1952 4 cyl with Autolite dist.




#AL110(AL-74) \$12.00

CHRYSLER, DODGE and PLYMOUTH 1956-1959 8 cyl.
DESOTO 1956-1961 8 cyl. except 1958-1961 with IBP dist.
DODGE 1955-1959 8 cyl. truck except 1956 with IBB & IAZ dist and
except 1957-1959 with Holley dist.
STUDEBAKER 1962-1964 8 cyl.




#AL124(AL-77F) \$12.00

AMERICAN MOTORS 1960-1962 6 Cyl. with Prestolite distributor
DODGE 1960-1967 6 cyl. truck only with 251 eng.
JEEP 1963-1965 6 cyl. 230 eng. with dist IAT-4416
PLYMOUTH 1960 6 cyl. (early 1960)



#AL128(AL-67) \$12.00


AMERICAN MOTORS 1960-1966 8 Cyl. with Prestolite distributor
 CHRYSLER 1960-1972 8 cyl. except 1961 New Yorker, Imperial with
 single contacts and except 1962-1972 with single contacts
 CHRYSLER 1958-1961 8 cyl. with IBP dist.
 DODGE 1960-1972 8 cyl. except 1960-1961 Dart with dist 1838505 or IBP-4003L and
 except 1962-1972 with single contacts
 DODGE 1960-1966 8 cyl. truck except 1960-1961 with Holley dist.
 PLYMOUTH 1960-1972 8 cyl. except U.S. models with single contacts



AL 129 Cap - 8 Cyl.
 (3-114) (IBK-1003F)
 (3-112) (IBK-1003D)
 (3-36) (IBK-1003B)
 (3-39) (IBK-1003C)
 Mopar - (2084654)
 used with **AL 125 Rotor**
 (AL-66) \$14.00

AMERICAN MOTORS 1963-1966 6 cyl. Can. models with IDC and IAI Prestolite distributor
 DODGE and PLYMOUTH 1960-1966 6 cyl car, Canadian models with dist IBP-4005FS & IBR-4201
 except 1961 & 1962 Canadian Valiant
 DODGE 1961 6 cyl truck Canadian models
 DODGE 1962-1963 6 cyl Canadian truck with dist IBR-4201

AL 131 Cap - 6 Cyl.
 equipped with **AL 20**
 Non-Suppression Brush
 (3-109) (IBR 1003B)
 used with **AL 132 Rotor** on



#AL131(AL-60) \$12.00

JEEP 1968-1969 6 cyl with dist IAT-4502
 JEEP 1970-1971 6 cyl. with 225 3.7l eng.

AL 142 Cap - 6 Cyl.
 (3-56) (IBK-1007)
 used with **AL 141 Rotor**




#AL142(AL-75) \$12.00

INTERNATIONAL 1963-1974 8 cyl


#AL162(IH-66) \$24.00

CHRYSLER 1961-1974 8 cyl. (only 1961 New Yorker, Imperial with single contacts and
 except 1962-1972 with dual contacts
 DODGE 1960-1961 8 cyl. Dart with dist 1838505 or IBP-4003L
 DODGE 1962-1974 8 cyl. cars with single contacts or elec. ign.
 DODGE 1962-1973 8 cyl. trucks
 PLYMOUTH 1959 8 cyl. With Power Pack
 PLYMOUTH 1963-1974 8 cyl. with single contacts or electronic ign. except 1963-1966
 Canadian models



#MO2/MO20(AL-77G) \$12.00

DODGE and PLYMOUTH 1960-1974 6 cyl. car except 1960-1966 Canadian models with
 dist IBP-4005FS & IBR-4201 but is correct for 1960-1961 Canadian Valiant with IBR dist.
 DODGE 1962-66 6 cyl. truck; 1962-1966 Can. with IBR dist; 1962-1963 Can. with IBR 4203 dist
 DODGE 1961-73 6 cyl. truck U.S. models



#MO4/MO40(AL-77H) \$11.00
 #MO4/MO40TAN \$13.00

ORDER FORM

COLLECTOR'S AUTO SUPPLY

6727 Thorne Rd, Peachland B.C. CANADA V0H 1H9

Or: P.O Box 2076 Oroville Washington U.S.A. 98844

PHONE: 1-250-767-1974 FAX: 1-250-767-3340

E-MAIL: Jim@CollectorsAutoSupply.com

WEB: CollectorsAutoSupply.com

NAME: _____

STREET: _____

CITY: _____

ZIP/CODE: _____

PHONE: _____

FAX/E-MAIL: _____

YEAR/MAKE/MODEL: _____

DISTRIBUTOR MAKE & NUMBER: _____

(Helps ensure your order is correct.)

ITEM	DESCRIPTION	ITEM #	QTY.	PRICE	TOTAL
:	:	:	:	:	:
:	:	:	:	:	:
:	:	:	:	:	:
:	:	:	:	:	:
:	:	:	:	:	:
:	:	:	:	:	:
:	:	:	:	:	:
:	:	:	:	:	:
:	:	:	:	:	:

C.O.D., VISA/MC Or CHEQUE TO: COLLECTORS AUTO SUPPLY SUB TOTAL: _____

VISA/MC #: _____

EXPIRY DATE: _____

SIGNATURE: _____

DOMESTIC SHIPPING: \$12.00

TOTAL: _____